

TRITON

TRAILERS

ALUMINUM SNOWMOBILE TRAILERS



BUILT FOR ADVENTURE. /

Triton Trailers are built by snowmobilers for snowmobilers. Using this passion, our trailers are engineered to perform and last in the extreme conditions you love. Reliability, safety, and performance make Triton the trailer to hook-up to your tow vehicle when winter rolls out the white carpet. Check out our extensive product offering all backed by a 5 year warranty. When your journey ends, the adventure begins with powdery straightaways, deep backwoods challenges and miles of well-groomed trails.

CONTENTS



3

Why Triton/Model Comparison



4

XT Series



5

XT-SQ and XT-QP Series



6

ELITE Series



8

Trailer Accessories



10

Covers



11

Cover Accessories



12

Specifications



Triton Trailers offers an industry leading 5 year limited warranty. Register your trailer at tritontrailers.com for limited 5 year warranty.

Why Triton



Lightweight, strong and resistant to corrosion, aluminum offers the perfect combination of attributes for safely hauling your sleds. All Triton Trailers are designed using an aluminum frame that is built from or constructed with custom engineered extrusions. Lightweight yet strong our extrusions translate into reduced wear and tear on your vehicle and increased gas mileage, without compromising capacity or safety.



1/ Easy to use bearing lube grease system provides superior lubrication for long bearing life. 2/ Molded and protected wire harness for years of worry-free use, and no splices to fail. 3/ Independent suspension from E-coated four cord rubber torsion axle(s) provides a smooth ride. 4/ Quality coupler with safety chains and spring loaded clips for ease of use. 5/ Lights installed with rubber grommets reduce vibration and protect them from the elements. 6/ Aluminum ramps store under the trailer deck. Notice the "step in" gap for easy handling. Check specifications for details on which trailers have ramps. 7/ Engaged ramp clamp places pressure on ramp to minimize rattling. Padlock can be added for extra security. Check specifications for details on which trailers have ramps. 8/ Straight pole tongue tilt bed tensioner system takes the slack out between the frame and tongue reducing rattling and damage. 9/ Wishbone tongue tilt bed tensioner system takes the slack out between the frame and tongue reducing rattling and damage. 10/ Capped and chromed lug nuts for corrosion protection.

MODEL COMPARISON

	XT	XT-SQ	XT-QP	Elite
Steel vinyl dipped gullwing style tie down bars	X	X	X	
LED lights on entire trailer		X	X	X
Full deck length quickslide tie down channel with Sur-Lock tie down handles (lockable, optional padlock)		Partial	X	X
Aluminum gullwing tie down bars with vinyl boots and Sur-Lock system for adjustable use in the quickslide channel				X
Full-length reflective decals for better road visibility				X
Composite ski deflectors on the rear deck protector (non-ramp models)				X
Protective end caps on the side rail corners				X

Standard Features for all XT Models

Our XT line of lightweight aluminum trailers are designed with quality materials to ensure you receive the easiest-to-use snowmobile trailer experience.

Deck

1/2" fully treated marine grade plywood with a limited lifetime warranty for extended years of outdoor use.

Protector

Aluminum rear deck protector, guards the back edge of the plywood deck from damage when loading machines and equipment.



Lights

Sealed lights on entire trailer installed with rubber grommets to reduce vibration and protect them from the elements.

Tie Down

Steel gullwing tie down bars dipped in vinyl for increased life and equipment protection.



XT-QP Series Pictured


XT SERIES

XT series have a one position crank handle tie down. This tie down has an easy to use one position crank screw for securing snowmobiles.

1/



2/



3/



4/



5/



6/



Description	Model	Bed (width x length)
1/ Tilt bed, 1 sled capacity	XT4.5	53" x 120"
2/ Tilt bed, 2 sled capacity	XT10-101 XT11-101 XT12-101	101" x 120" 101" x 132" 101" x 144"
3/ Ramp, 2 sled capacity	XT10VR-101 XT12VR-101	101" x 120" 101" x 144"
4/ Tilt bed, 2 sled capacity	XTD11-101	101" x 132"
5/ Ramp, 3 sled capacity	XT14-101 XT16-101	101" x 168" 101" x 192"
6/ Ramp, 4 sled capacity	XT20-101 XT22-101	101" x 240" 101" x 264"

trailers shown with accessories

XT-SQ SERIES

XT-SQ series have partial Quickslides for variable tie down positions. Sur-Lock cranks secure the tie downs and are easy to use even in all your winter gear.

1/



Description	Model	Bed (width x length)
1/ Tilt bed, 2 sled capacity	XT10-101 SQ XT11-101 SQ XT12-101 SQ	101" x 120" 101" x 132" 101" x 144"

shown with optional tongue jack

XT-QP SERIES

XT-QP series have full length Quickslides for the most adjustable tie down positions. Sur-Lock cranks tighten the steel gullwing bars and are easy to use. XT-QP series also have highly visible LED lights.

1/




2/



Description	Model	Bed (width x length)
1/ Tilt bed, 1 sled capacity	XT4.5 QP	53" x 120"
2/ Tilt bed, 2 sled capacity	XT10-101 QP XT11-101 QP XT12-101 QP	101" x 120" 101" x 132" 101" x 144"

3/



4/




3/ Ramp, 2 sled capacity	XT10VR-101 QP XT12VR-101 QP	101" x 120" 101" x 144"
4/ Tilt bed, 2 sled capacity	XTD11-101 QP	101" x 132"

5/



6/



5/ Ramp, 3 sled capacity	XT14-101 QP XT16-101 QP	101" x 168" 101" x 192"
6/ Ramp, 4 sled capacity	XT20-101 QP XT22-101 QP	101" x 240" 101" x 264"

trailers shown with accessories

Standard Features for all Elite Models

Our Elite line of lightweight aluminum trailers is designed with the utmost precision for years of trouble-free service. With features like a 5/8" thick plywood deck and full-length quickslides, you can be sure every detail has been crafted to meet the unique needs of snowmobile hauling.

Deck

Thick 5/8" fully treated marine grade plywood with a limited lifetime warranty for extended years of outdoor use

Quickslide

Full length Quickslide channels for full deck adjustability.

Tie Down

Aluminum gullwing tie down bars with vinyl boots for equipment protection.

Sur-Lock

With a few turns of the stainless steel handle, Sur-Lock will turn in or out of the Quickslide channel.

Lights

Sealed LED lights on entire trailer installed with rubber grommets to reduce vibration and protect them from the elements.

Protector

Large full length rear aluminum deck protector, guards the back edge of the plywood deck from damage when loading machines and equipment.

Ski Deflector

Cushions and protects skis during loading on models that do not have a ramp.

Reflective

Full length reflective decals on both sides for maximum visibility.

End Cap

Protective vinyl end cap on all four corners of deck.

ELITE SERIES

1/



2/



3/



4/



5/



6/



7/



Description	Model	Bed (width x length)
1/ Tilt bed, 1 sled capacity	ELITE5	62" x 144"
2/ Tilt bed, 2 sled capacity	ELITE11-101 ELITE12-101	101" x 132" 101" x 144"
3/ Tilt bed, 2 sled capacity	ELITE11-101WB ELITE12-101WB	101" x 132" 101" x 144"
4/ Ramp, 2 sled capacity	ELITE12VR-101 ELITE12VR-101-2	101" x 144" 101" x 144"
5/ Tilt bed & Ramp 2 sled capacity	ELITE12R-101	101" x 144"
6/ Ramp, 3 sled capacity	ELITE16-101	101" x 192"
7/ Ramp, 4 sled capacity	ELITE20-101 ELITE22-101	101" x 240" 101" x 264"

trailers shown with accessories



Brakes



1/ Our self adjusting electric drum brakes come standard with an emergency breakaway battery and box. An electric brake controller to apply brake power (not included) is needed inside the vehicle to use electrical brakes.

2/ A surge disc brake system has more than three times the braking power of drum brakes allowing you to stop in emergencies! Fewer moving parts, no interior rusting and self-cleaning means less maintenance. No brake delay, fast brake cooling, and brakes that self-adjust, creates a quality braking system.

Trailer Accessories

Lift Kits



1/ A spring lift kit is great for those who need extra help tilting the trailer due to added weight from front accessories. It mounts underneath the trailer and works great in extreme cold. Straight pole: **03173** Wishbone: **07984**

2/ The smooth use gas shock lift kit will help you in getting your straight front trailer tilted when loading. It is a great aid when you have front accessories working against you. **06933**

Ramps



1/ DOS Ramp Shield Kit: **06942**. This multi-tasker acts as a protective salt shield and ramp! The DOS shield is specifically designed for V-front two place trailers. The ramps are operated by a simple pin in the center and a snap socket on each side. All aluminum frame with tough black plastic skids. Trailers should have a gas shock or spring lift kit installed to assist in tilting the deck with the added weight.

2/ V-Front Tandem Axle Ramp Shield Kit: **07782**. This kit acts as a protective salt shield and ramp. Hassle free use is expected with its all aluminum frame and UV resistant black plastic skids. The V-front ramp shield is specifically designed for V-front tandem axle trailers. Designed to allow unloading without angling your tow vehicle.

3/ Tandem DOS Kit: **09576**. This multi-tasker acts as a protective salt shield and ramp! All aluminum frame and tough UV resistant black plastic skids. The DOS ramp shield is specifically designed for V-front tandem axle trailers. Designed to allow unloading without angling your tow vehicle.

4/ Ramp Extension Kit: **11840**. This Ramp Extension Kit is for trailers with upgraded, 15" tires. The extension decreases the steep ramp angle due to the increased deck height.

5/ Add On Ramp (XT4.5): **09552**. Get more versatility out of your single place trailer by adding this all aluminum ramp.

Shields



1/ Aluminum Salt Shield: **04775** This shield can be installed on any two place, straight front trailer. Its all aluminum design will provide years of service and protect your cargo from road debris. It comes with all mounting hardware and instructions for an easy install.

2/ Stone Guard Kit is an aluminum diamond plate stone guard that goes along with the Buck Rail Kit. This durable accessory is a must have for your trailer to protect your equipment from winter road conditions. This all aluminum design will provide years of service.

XT4.5 Buck Rail Kit: **11413**, XT4.5 Stone Guard: **11414**
Elite5 Buck Rail Kit: **11409**, Elite5 Stone Guard **11410**

Rail Kits



Front Rail Kit: **06963**. This popular kit is a strong aluminum rail designed as an added "safety catch" when loading a snowmobile trailer.


Spare Tire Storage



1/ Spare Tire Carrier Kit: 08519. This spare tire carrier is an excellent space saver on your trailer's tongue. This aluminum welded accessory gets mounted with the **13501** tongue jack to save space on the tongue or can be installed easily on the A-frame part of a larger trailer's tongue.

2/ Spare Tire Mount: 02464. This spare tire mount is a simple but effective spare tire holder. With the two plates placed together over the nuts, as shown, the two plates can be locked through the center hole with a padlock for added security.

Tie Downs



1/ Recessed Mount Kit: 07834. This kit can be mounted anywhere on the deck of the trailers for personal placement of tie downs where you will need them. Comes with two bolts, lock nuts, washers, and backing plate for a strong and secure fitting. To install, drill two 9/32 holes 4" apart in deck. Router a 3" diameter hole centered between the 9/32 holes. **2/ Flush Mount: 07835.** This kit can be mounted anywhere on the deck of the trailers for personal placement of tie downs. It comes with two bolts, lock nuts, washers, and backing plate for a strong and secure fitting.

3/ Add-A-Nut Kit (one per): 02446. This kit enables you to add a tie down position for use with the tie down crank and gullwing bar for snowmobiles. **4/ The Quickslide Tie down Kit (sold in pairs): 08840** This flush kit works in the Quickslide channels found in many Triton trailers. The low-profile and infinite adjustability make it a solid tie down for a number of items on one trailer. **5/ The Quickslide Eyebolt Tie down Kit: 07837.** This kit comes in pairs and is easy to use, adjusts to multiple positions, and is removable.

Wheel Covers



Dress up your trailer and protect your hubs with these interchangeable color wheel covers for 8" or 10" rims. This 5 spoke chrome style design comes with 5 different colors red, orange, yellow, dark yellow, and black.

02620 8" rims,
03376 10" rims

1 1/16" or 1 3/8" Bearing Kit



1 1/16" Bearing Kit: 07994-P or 1 3/8" Bearing Kit: 07995-P. These kits allow you to rebuild one axle, both hubs. They come with bearings, seals, tang washers, dust covers, and a tube of "Elite Lube" lithium complex grease for trailer axles.

Guides



Make loading and unloading easier with multi-position ski guides. This kit comes with stainless steel screws for mounting and will accept both regular and dual carbides for use with all machines. **07289** contains 8, 5' ski guides that will cover a 10' trailer. **07289-1** contains 8, 6' ski guides that will cover a 12' trailer.

Quickslide Wheel Chock Kit



Quickslide Wheel Chock Kit: 11116. This kit will help secure the front tire on a motorcycle while tying down and hauling. It can be adjusted the full length of the quickslide on the trailer deck. Works great if you need to stagger cycle handlebars or move your cycles for tongue weight.

Stake Pocket



Stake Pocket Kit: 02784. This kit contains 10 pockets (with mounting hardware) to aid you in building whatever you want for a front or side. A regular 2 x 4 fits right into the pocket.

Paddlegrabbers



Paddlegrabber Kit: 09530. This kit is great for protecting your deck and provides excellent traction for loading. Also, this kit will prevent track freeze with the open air separation from the deck. The kit comes with two halves for one sled. They can be placed 0-11 inches apart adjusting to short or long tracks and come with rustguard screws to go in

the molded and recessed holes. (inset also pictures the optional ski guide kit that comes in 5' or 6' size)

Standard Features for Covers

Keep your Triton trailer, snowmobile and equipment clean and safe from the elements with quality Triton Coverall covers. Tapered sidewalls allow for greater visibility and aerodynamics. All-aluminum unibody frame and innovative engineering result in the most usable inside width available on the market. Coveralls are designed to fit 10', 11', and 12' Triton Trailers.



T-Handle

The vinyl cover protects the key hole on the latch from the elements.

Vents

Dual airflow vents for air flow and moisture control.

Tapered

The side panel is tapered for better aerodynamics and improved gas mileage.

Guard

Protective and durable stone guard.

Gas Shock

Gas shock lift kit opens the rear of 10' and 11' tilt trailers (pictured above). Riser brackets (pictured left) also included give the widest ski stance clearance. Center props are available for opening the rear and front of a cover.

Safety Prop

You can never be too safe. Safety prop is an additional security for covers.

Lanyard

Stainless steel pins with lanyard secure cover to trailer. Lanyards prevent pin loss.

COVERS



Model	2KF SINGLE	2KF	2KF HIGHBOY
Length	12'	10' 11' 12'	11' 12'
Inside Clearance	58"	54"	58"
Description	This cover fits the ELITE5 open model.	Standard 2'x4' front access door with gas shocks to reach tie downs. 4'x4' door upgrade available.	The 4" extra height accommodates sleds with high windshields. Large contoured 4'x4' front access door with gas shocks.

Colors



Black



White



Metallic
Charcoal Gray



Light Metallic
Pewter

Door

1



2



1/ Add a large 4' x 4' contoured front access door with gas shocks for easy to reach tie downs to the 2KF model.

2/ Gives extra length for easily closing the front access door. **10810**

Electric/Light

1



2



1/ Interior LED dome light kit for bright consistent illumination. **10484**

2/ LED stop turn tail light kit will increase your presence on the road for added safety.

3/ LED marker bullet lights will increase your presence on the road for added safety. **15744**

4/ Durable black license plate kit includes a light over the plate. **11290**

3



4



Exterior



Add a long shackle padlock to your cover for security. **03164**

AUTHORIZED DEALER:



Transport Canada



NATDA
North American Trailer Brake Association



Triton U.S. Patent Numbers - 6,439,814 7,147,417 5,823,559
6,247,719 B1 6,186,580 B1 7,077,616 B2

TRITON TRAILERS

857 West State Street Hartford, WI P/ 800.232.3780
0316

# OF VEHICLES	BED WIDTH (IN.)	BED LENGTH (IN.)	OVERALL LENGTH (IN.)	RAMP STANDARD	TILT BED	CARRYING CAPACITY W/O BRAKES (LB.)	GWR W/O BRAKES (LB.)	CARRYING CAPACITY WITH BRAKES (LB.)	GWR WITH BRAKES (LB.)	TRAILER WEIGHT (LB.)	NO. OF AXLES	STANDARD TIRES	TIRE UPGRADE OPTIONS*	TONGUE STYLE	PLYWOOD THICKNESS (IN.)	TONGUE JACK	TIE DOWNS	BRAKE OPTIONS**
1	53	120	170	NO	YES	1350	1700	N/A	N/A	350	1	18.5X8C	A	SP	1/2"	NO	SINGLE	N/A
2	101	120	172	NO	YES	1505	1880	N/A	N/A	375	1	18.5X8C	B,C,D	WB	1/2"	NO	SINGLE	N/A
2	101	120	197	YES	NO	1420	1880	N/A	N/A	460	1	18.5X8C	B,C,D	SP	1/2"	NO	SINGLE	N/A
2	101	132	184	NO	YES	1455	1880	N/A	N/A	425	1	18.5X8C	B,C,D	WB	1/2"	NO	SINGLE	N/A
2	101	132	201	NO	YES	1425	1880	N/A	N/A	455	1	18.5X8C	B,C,D	WB	1/2"	NO	SINGLE	N/A
2	101	144	196	NO	YES	1735	2200	N/A	N/A	465	1	20.5X10C	C,D,E	WB	1/2"	NO	SINGLE	N/A
2	101	144	215	YES	NO	1655	2200	N/A	N/A	545	1	20.5X10C	C,D,E	SP	1/2"	NO	SINGLE	N/A
2-3	101	168	252	YES	NO	2195	2995	3600	4400	800	2	20.5X10C	C,D,E	SP	1/2"	YES	SINGLE	1 OR 2 AXLES
3	101	192	268	YES	NO	2125	2995	3530	4400	870	2	20.5X10C	C,D,E	SP	1/2"	YES	SINGLE	1 OR 2 AXLES
4	101	240	311	YES	NO	1920	2995	3325	4400	1075	2	20.5X10C	C,D,E	SP	1/2"	YES	SINGLE	1 OR 2 AXLES
4	101	264	335	YES	NO	1725	2995	3130	4400	1270	2	20.5X10C	C,D,E	SP	1/2"	YES	SINGLE	1 OR 2 AXLES
2	101	120	172	NO	YES	1505	1880	N/A	N/A	375	1	18.5X8C	B,C,D	WB	1/2"	NO	PRTLOUICKSIDE	N/A
2	101	132	184	NO	YES	1455	1880	N/A	N/A	425	1	18.5X8C	B,C,D	WB	1/2"	NO	PRTLOUICKSIDE	N/A
2	101	144	196	NO	YES	1735	2200	N/A	N/A	465	1	20.5X10C	C,D,E	WB	1/2"	NO	PRTLOUICKSIDE	N/A
1	53	120	170	NO	YES	1350	1700	N/A	N/A	350	1	18.5X8C	A	SP	1/2"	NO	QUICKSLIDE	N/A
2	101	120	172	NO	YES	1505	1880	N/A	N/A	375	1	18.5X8C	B,C,D	WB	1/2"	NO	QUICKSLIDE	N/A
2	101	120	197	YES	NO	1420	1880	N/A	N/A	460	1	18.5X8C	B,C,D	SP	1/2"	NO	QUICKSLIDE	N/A
2	101	132	184	NO	YES	1455	1880	N/A	N/A	425	1	18.5X8C	B,C,D	WB	1/2"	NO	QUICKSLIDE	N/A
2	101	132	201	NO	YES	1425	1880	N/A	N/A	455	1	18.5X8C	B,C,D	WB	1/2"	NO	QUICKSLIDE	N/A
2	101	144	196	NO	YES	1735	2200	N/A	N/A	465	1	20.5X10C	C,D,E	WB	1/2"	NO	QUICKSLIDE	N/A
2	101	144	215	YES	NO	1655	2200	N/A	N/A	545	1	20.5X10C	C,D,E	SP	1/2"	NO	QUICKSLIDE	N/A
2-3	101	168	252	YES	NO	2195	2995	3600	4400	800	2	20.5X10C	C,D,E	SP	1/2"	YES	QUICKSLIDE	1 OR 2 AXLES
3	101	192	268	YES	NO	2125	2995	3530	4400	870	2	20.5X10C	C,D,E	SP	1/2"	YES	QUICKSLIDE	1 OR 2 AXLES
4	101	240	311	YES	NO	1920	2995	3325	4400	1075	2	20.5X10C	C,D,E	SP	1/2"	YES	QUICKSLIDE	1 OR 2 AXLES
4	101	264	335	YES	NO	1725	2995	3130	4400	1270	2	20.5X10C	C,D,E	SP	1/2"	YES	QUICKSLIDE	1 OR 2 AXLES
1	62	144	196	NO	YES	1825	2200	N/A	N/A	375	1	20.5X10C	C,D,E	SP	5/8"	NO	QUICKSLIDE	N/A
2	101	132	184	NO	YES	1405	1880	N/A	N/A	475	1	18.5X8C	B,C,D,E	WB	5/8"	NO	QUICKSLIDE	N/A
2	101	132	184	NO	YES	1405	1880	N/A	N/A	475	1	18.5X8C	B,C,D,E	SP	5/8"	NO	QUICKSLIDE	N/A
2	101	144	196	NO	YES	1695	2200	N/A	N/A	505	1	20.5X10C	C,D,E	WB	5/8"	NO	QUICKSLIDE	N/A
2	101	144	192	NO	YES	1695	2200	N/A	N/A	505	1	20.5X10C	C,D,E	SP	5/8"	NO	QUICKSLIDE	N/A
2	101	144	192	YES	YES	1670	2200	N/A	N/A	530	1	20.5X10C	C,D,E	SP	5/8"	NO	QUICKSLIDE	N/A
2	101	144	223	YES	NO	1615	2200	N/A	N/A	585	1	20.5X10C	C,D,E	SP	5/8"	NO	QUICKSLIDE	N/A
2	101	144	229	YES	NO	2270	2995	2775	3500	725	2	20.5X10C	C,D,E	SP	5/8"	NO	QUICKSLIDE	1 OR 2 AXLES
3	101	192	268	YES	NO	1995	2995	4000	5000	1000	2	ST145/R12E	DEF G H I	SP	5/8"	YES	QUICKSLIDE	1 OR 2 AXLES
4	101	240	311	YES	NO	1715	2995	3720	5000	1280	2	ST145/R12E	DEF G H I	SP	5/8"	YES	QUICKSLIDE	1 OR 2 AXLES
4	101	264	335	YES	NO	1520	2995	3525	5000	1475	2	ST145/R12E	DEF G H I	SP	5/8"	YES	QUICKSLIDE	1 OR 2 AXLES

*TIRE UPGRADE OPTIONS

OPTION	TIRE	RIM
A	5.30X12 C	painted silver
B	20.5X10 C	painted silver
C	20.5X10 E	painted silver

OPTION	TIRE	RIM
D	ST145/R12E	painted silver or aluminum
E	ST175/80 D13C	painted silver or aluminum
F	ST205/75 D14C	painted silver

OPTION	TIRE	RIM
G	ST205/75 R14C	aluminum
H	ST205/75 D15C	painted silver
I	ST205/75 R15C	aluminum

Note: Some tire upgrades require spacer kits. See your dealer.

**Brake options are surge disc brakes and electric drum brakes. Brake options will change the overall length of the trailer.

Recommended tongue weight 7-10% of GVWR. It is the responsibility of the purchaser to adhere to the brake laws regarding trailers. For full information on the laws in your state, contact the appropriate state motor vehicle department.